



| GONDOLA HEAD SUPERSTRUCTURE AND SIDE WALL

Striking presentation, better orientation





| GONDOLA HEAD SUPERSTRUCTURE AND SIDE WALL

Striking presentation, better orientation

■ The gondola head superstructures and side walls for Wanzl wire shelves open up all options for a striking, product-oriented display. They attract customers' attention, provide orientation and encourage impulse buys.



↕ **SIDE WALL**
With cross-selling insert encourages impulse buys at the gondola head

↑ **GONDOLA HEAD SUPERSTRUCTURE**
With product labels attracts customers' attention



→ **OPTIMISED**

The gondola head superstructures and side walls are optimised for use with the wire tech, wire tech 100 and pure tech shelving systems.



↓ **QUICK ORIENTATION**

Side wall with product labels for quick orientation in the store



// Your benefits – at a glance //

- Gondola head superstructures for striking product presentations
- Side walls for product labelling and cross-selling
- Individual design options for any store design
- Compatible with all Wanzl wire shelving systems

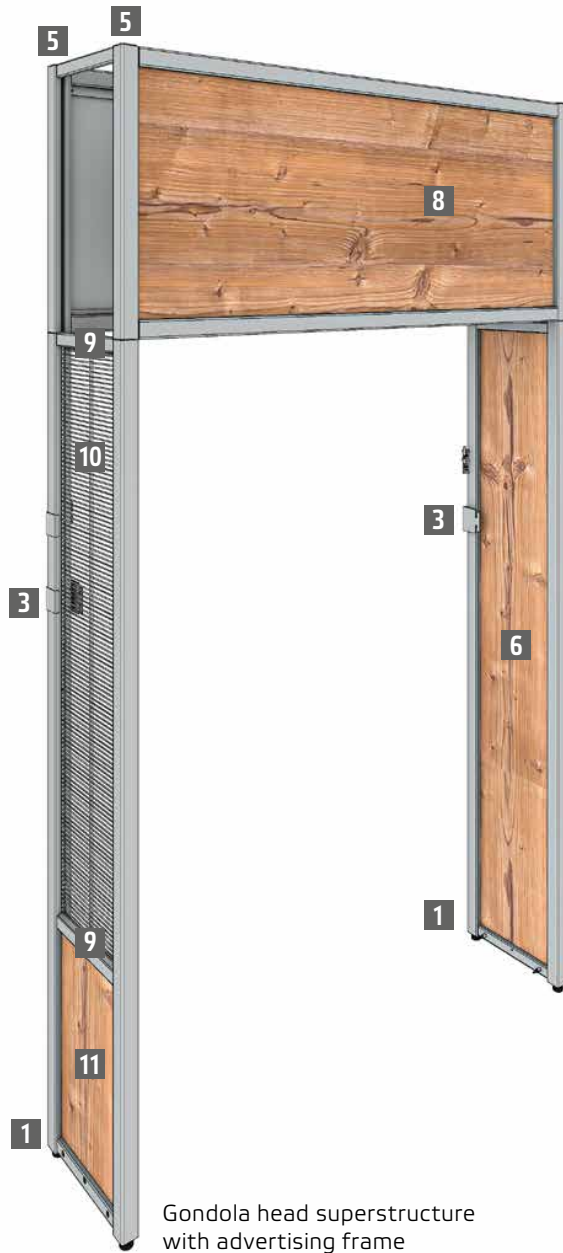
↓ **MATCHING DESIGN**

Side walls and gondola head superstructures can be designed to match the store interior.

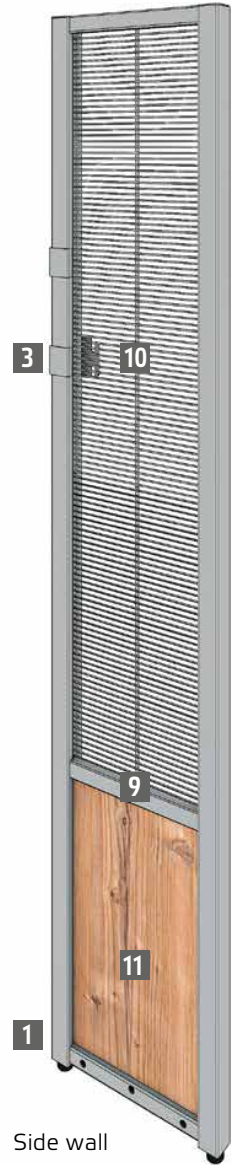




Gondola head superstructure without advertising frame



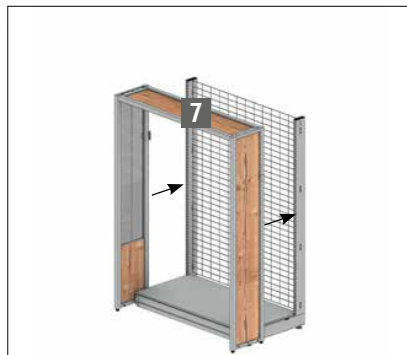
Gondola head superstructure with advertising frame



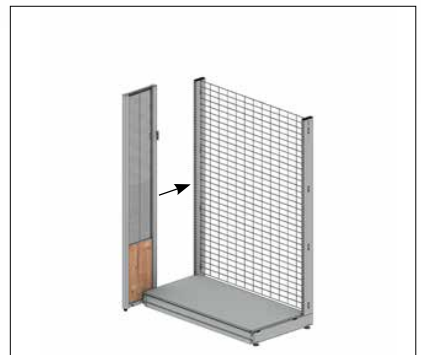
Side wall



Mounting the gondola head superstructure with advertising frame



Mounting the gondola head superstructure without advertising frame



Mounting the side wall

Order parts for gondola head superstructure and side wall

| MAIN COMPONENTS | Finishes | Dimensions (mm) | Order no. | RAL/Finish |
|---|----------|-----------------|-------------|------------|
| 1 SIDE FRAME | | | | |
| Side frame 1600 | | 350 x 1,600 | 38.62099.73 | ---- |
| Side frame 1800 | | 350 x 1,800 | 38.62100.73 | ---- |
| Side frame 2000 | | 350 x 2,000 | 38.62101.73 | ---- |
| Side frame 2200 | | 350 x 2,200 | 38.62102.73 | ---- |
| 2 TOP FRAME | | | | |
| Top frame 1000 | | 350 x 1,000 | 38.62104.73 | ---- |
| Top frame 1250 | | 350 x 1,250 | 38.62105.73 | ---- |
| 3 CONNECTORS | | | | |
| Connectors for WT100 (pair) | | | 38.62114.73 | ---- |
| Connectors for WT/PT (pair) | | | 38.62113.73 | ---- |
| 4 HANG-IN BASKET | | | | |
| | | 260 x 170 x 45 | 38.62132.73 | ---- |
| 5 ADVERTISING FRAME | | | | |
| Advertising frame 1000 | | 1,000 x 600 | 38.62107.73 | ---- |
| Advertising frame 1250 | | 1,250 x 600 | 38.62108.73 | ---- |
| INSERTS | | | | |
| 6 Wooden insert for side frame 1600 | | 340 x 1,600 x 8 | 38.62119.78 | ---- |
| Wooden insert for side frame 1800 | | 340 x 1,800 x 8 | 38.62120.78 | ---- |
| Wooden insert for side frame 2000 | | 340 x 2,000 x 8 | 38.62121.78 | ---- |
| Wooden insert for side frame 2200 | | 340 x 2,200 x 8 | 38.62122.78 | ---- |
| Blister insert for side frame 1600 | | 350 x 1,600 | 38.62142.73 | ---- |
| Blister insert for side frame 1800 | | 350 x 1,800 | 38.62129.73 | ---- |
| Blister insert for side frame 2000 | | 350 x 2,000 | 38.62130.73 | ---- |
| Blister insert for side frame 2200 | | 350 x 2,200 | 38.62131.73 | ---- |
| 7 Wooden insert for top frame 1000 | | 338 x 1,046 x 8 | 38.62124.78 | ---- |
| Wooden insert for top frame 1250 | | 338 x 1,296 x 8 | 38.62125.78 | ---- |
| 8 Wooden insert for advertising frame 1000 | | 1,046 x 555 | 38.62127.78 | ---- |
| Wooden insert for advertising frame 1250 | | 1,296 x 555 | 38.62128.78 | ---- |
| Panel insert for advertising frame 1000 | | 1,000 x 600 | 38.62110.73 | ---- |
| Panel insert for advertising frame 1250 | | 1,250 x 600 | 38.62111.73 | ---- |
| Magnetic board for panel insert 1000 | | 1,045 x 517 | 38.62135.00 | ---- |
| Magnetic board for panel insert 1250 | | 1,295 x 517 | 38.62136.00 | ---- |
| SPLIT INSERTS | | | | |
| 9 Intermediate rail | | 350 | 38.62133.73 | ---- |
| 10 Blister insert for side frame 500 | | 350 x 500 | 38.65129.73 | ---- |
| Blister insert for side frame 800 | | 350 x 800 | 38.65130.73 | ---- |
| 11 Wooden insert for side frame 500 | | 499 x 340 x 8 | 38.62137.78 | ---- |
| Wooden insert for side frame 800 | | 799 x 340 x 8 | 38.62138.78 | ---- |
| Panel insert for side frame 500 | | 350 x 500 | 38.62139.73 | ---- |
| Panel insert for side frame 800 | | 350 x 800 | 38.62140.73 | ---- |

Colours

| | | | | | |
|--|------------------------|--|------------------------------------|--|--------------------------------|
| | 9010 Wanzl White | | 9160 Metallic Grey Structure | | 7097 Metallic Anthracite |
|--|------------------------|--|------------------------------------|--|--------------------------------|

Finishes

| | | | | | |
|--|----------------------------|--|--------------------------------|--|--------------------------|
| | 0359 Bramberg Spruce | | 0427 Halifax Natural Oak | | 0200 Premium White |
|--|----------------------------|--|--------------------------------|--|--------------------------|

Other colours and finishes available on request

wanzl

VISIT US AT
www.wanzl.com



GERMANY

Wanzl GmbH & Co. KGaA
Rudolf-Wanzl-Straße 4
89340 Leipheim

Phone +49 (0) 82 21 / 7 29-0
Fax +49 (0) 82 21 / 7 29-1000

info@wanzl.com
www.wanzl.com

GREAT BRITAIN

Wanzl Ltd.
Europa House
Heathcote Lane
Warwick CV34 6SP

Phone +44 (0) 1926 / 45 1951
Fax +44 (0) 1926 / 45 1952

enquiries@wanzl.co.uk
www.wanzl.com

AUSTRALIA

Wanzl Australia Pty. Ltd.
97 Highbury Road
BURWOOD VIC 3125

Phone +61 (0) 3 / 98 08 22 99
Fax +61 (0) 3 / 98 08 22 66

info.au@wanzl.com
www.wanzl.com



Dimensions in mm, specifications approximate, colours similar to RAL, design subject to changes.
Illustrations may show optional equipment. © Wanzl GmbH & Co. KGaA 2020